

ReoGrand

Assembly Instructions

KING[®]
L I V I N G

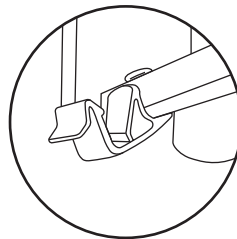
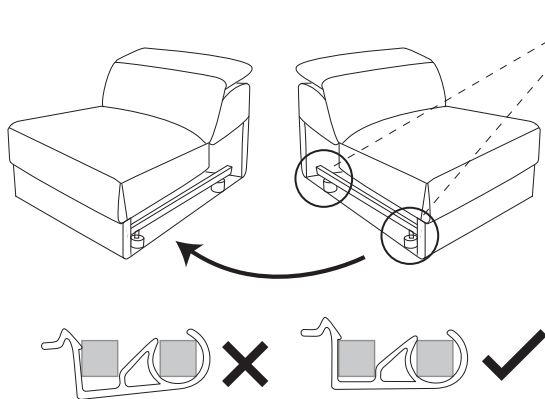
Two people are required for safe assembly.

Opening Boxes

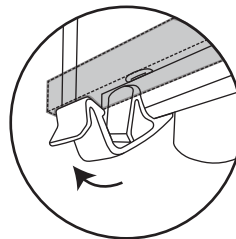
DO NOT use a knife to open the King Living boxes as you may damage your furniture. Peel off the tape, then lift & separate the cardboard flaps to open.

Assemble your furniture by following the steps below.

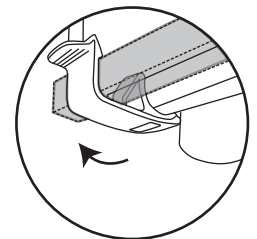
Join Modules



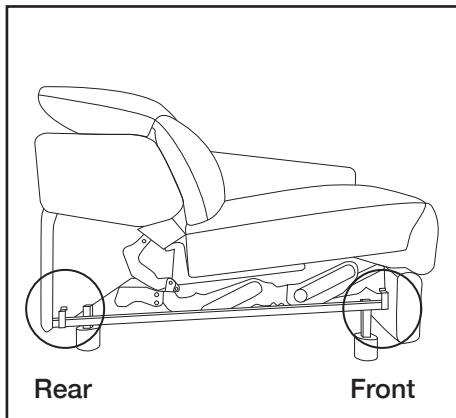
Step 1:
Rotate the joiners
downward 120°



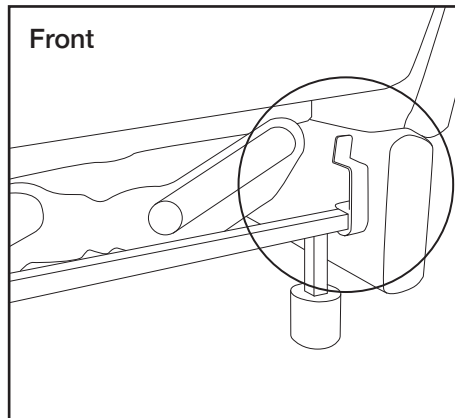
Step 2:
Line-up the
modules



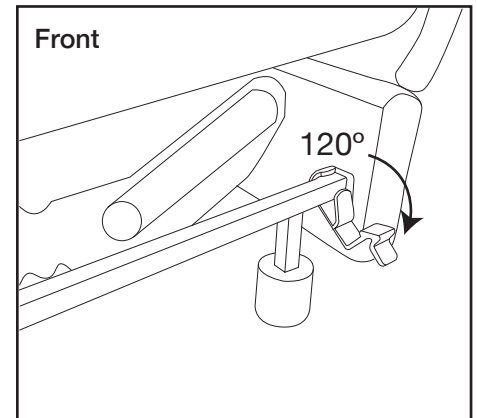
Step 3:
Rotate the joiners
upwards 30° until
Joiners click into
position.



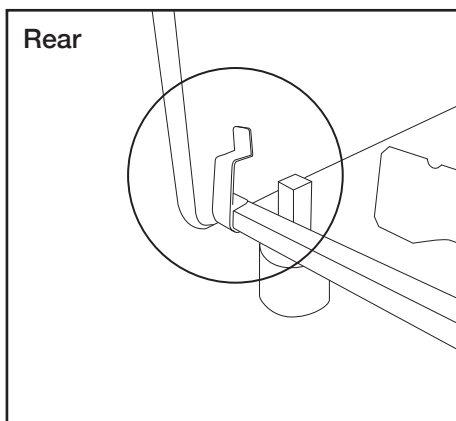
1



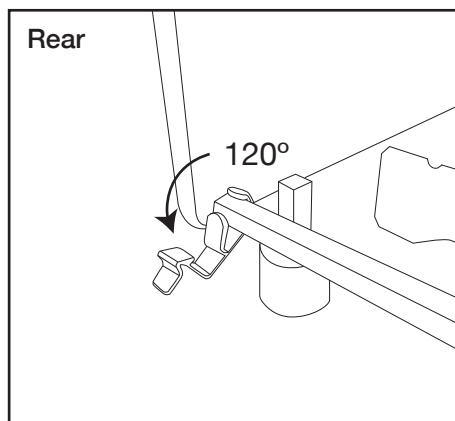
2



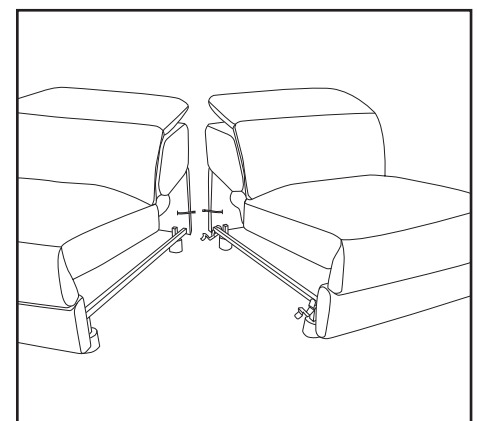
3



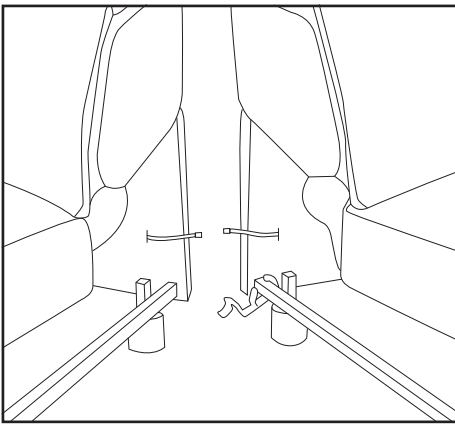
4



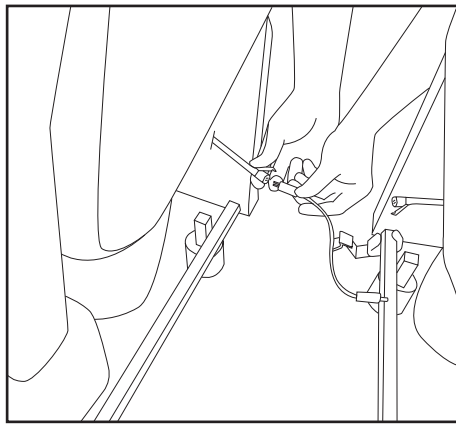
5



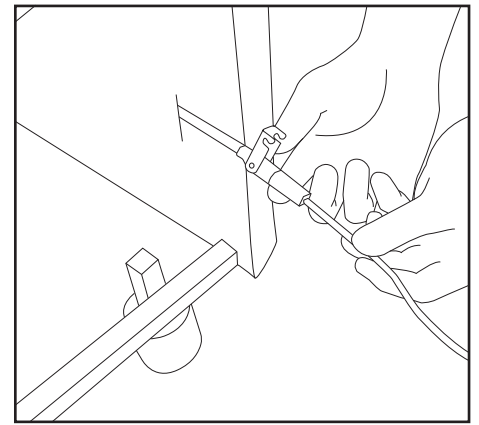
6



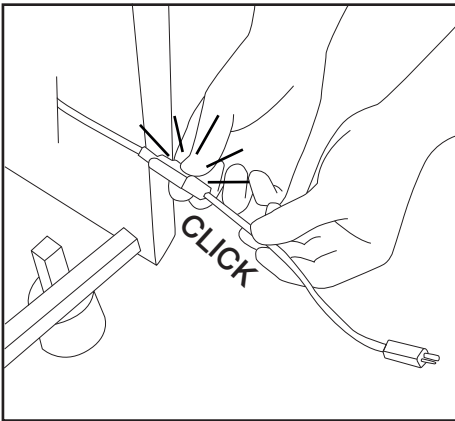
7



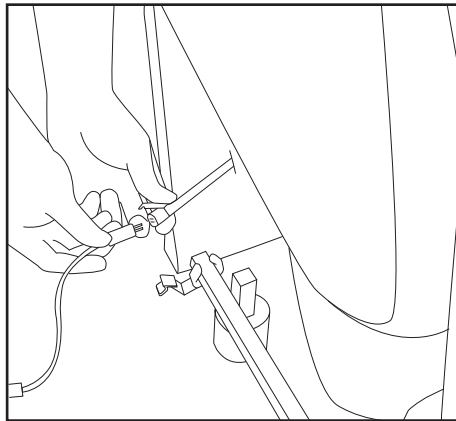
8



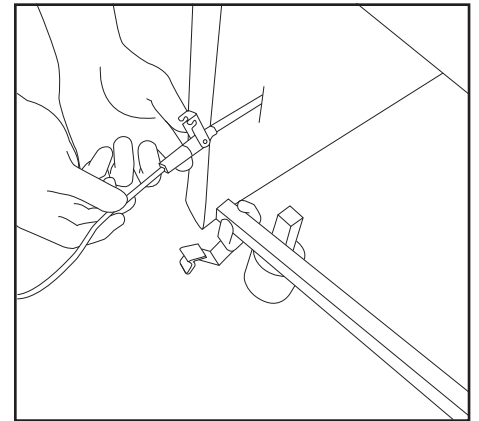
9



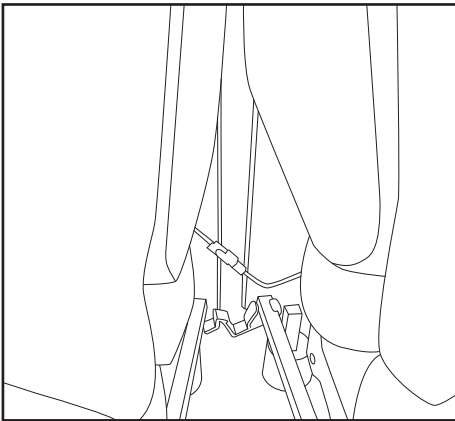
10



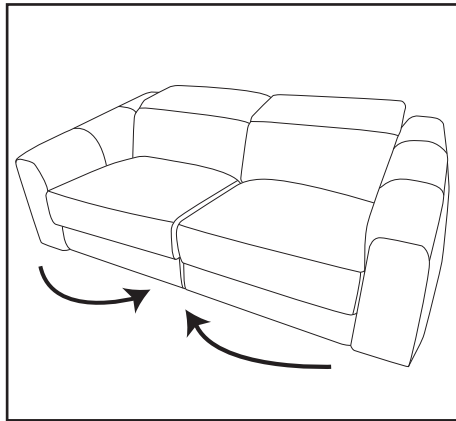
11



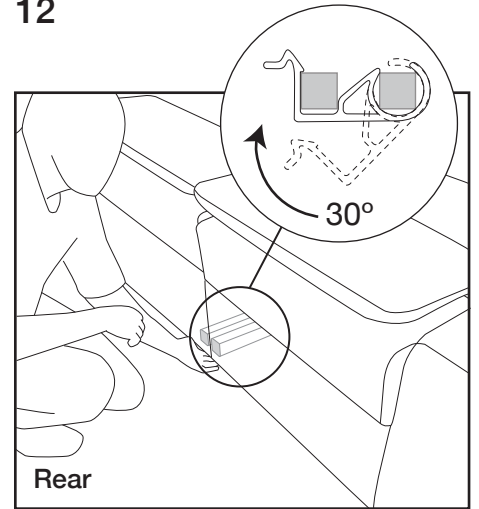
12



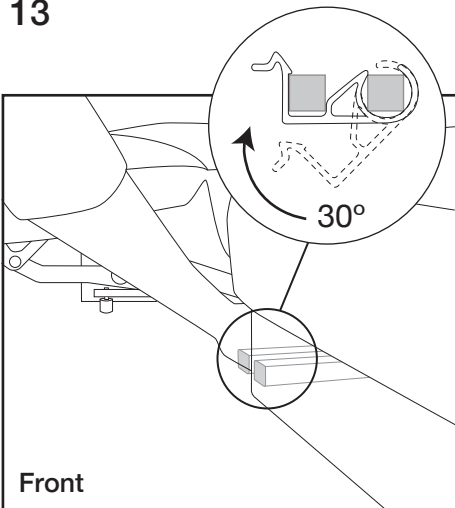
13



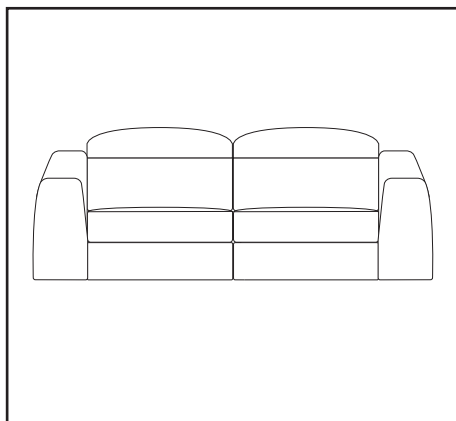
14



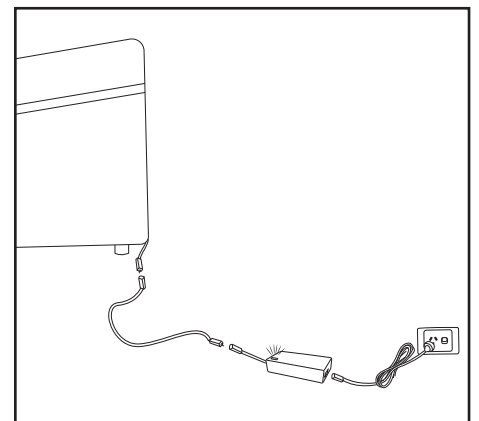
15



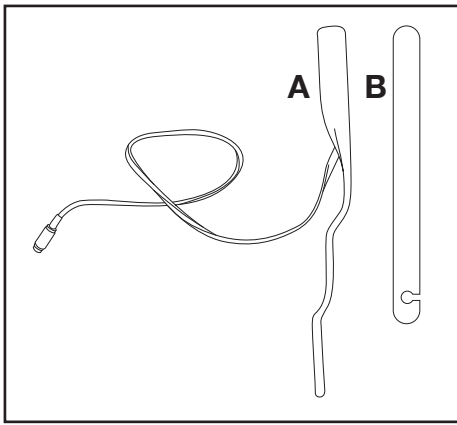
16



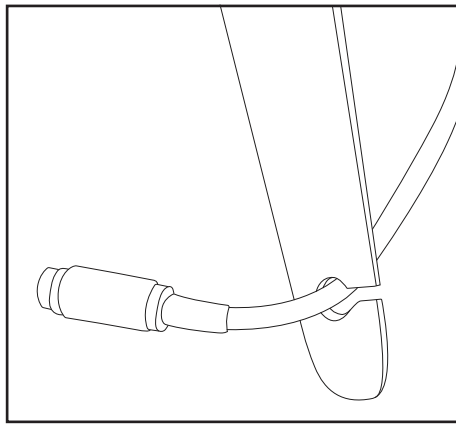
17



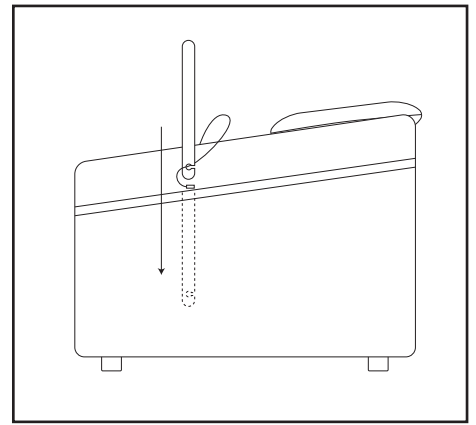
18



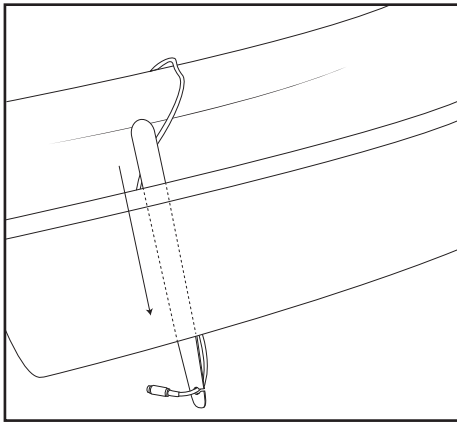
19



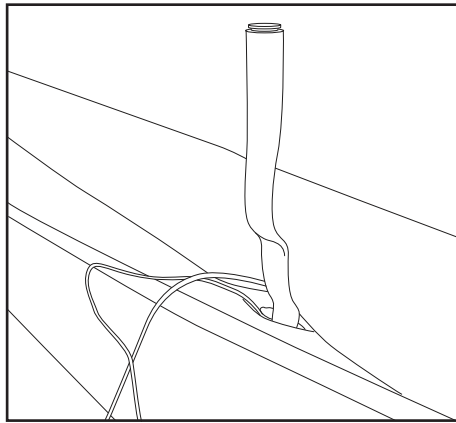
20



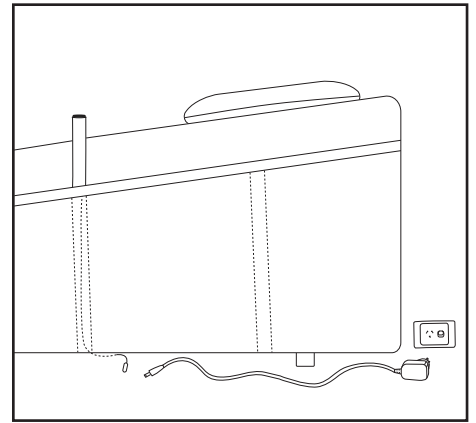
21



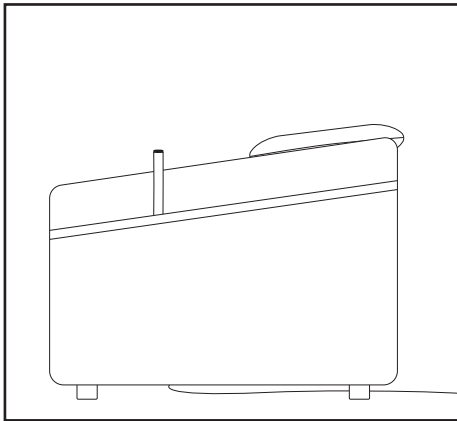
22



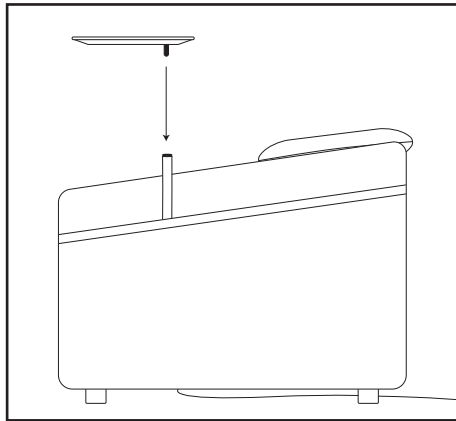
23



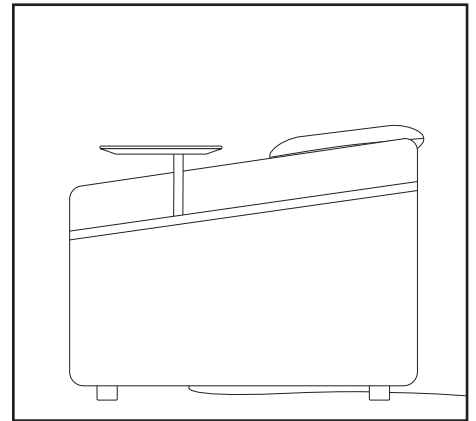
24



25



26



27

**KING LIVING
CUSTOMER CARE:**

AUSTRALIA:
T 1300 135 464
E service@kingliving.com.au
W kingliving.com.au

NEW ZEALAND:
T 0800 546 422
E service@kingliving.co.nz
W kingliving.co.nz

SINGAPORE:
T +65 6805 4198
E kingcare@kingliving.com.sg
W kingliving.com.sg

MALAYSIA:
T +603 7732 0272
E service@kingliving.my
W kingliving.my

Warning

Important:

Read the below instructions carefully before assembling and using this product.

IMPORTANT: ALWAYS FULLY RETRACT THE FOOTREST BEFORE SITTING IN OR GETTING OUT OF THE RECLINER.

To avoid damage to your recliner, the reclining function should only be operated when you are seated in the recliner. Any open footrests, which have a 15kg weight limit, must be closed before getting out of or into the seat. Sliding forward over the footrest to get out of the seat or getting into a fully reclined seat may cause damage to the mechanism of the recliner and can result in the sofa tipping forward in extreme cases. This built-in tipping point was specifically designed to preserve the integrity of the mechanism if too much pressure is placed on it and to avoid permanent damage. Damage caused by improper use of Recliners will not be covered under Warranty.

- Do not allow children to play with or on the unit or allow children to use the unit unsupervised. Serious injury or death could occur if head or body parts are trapped within or under the unit while it is being operated.
- Ensure children and pets are at a safe distance from the unit when operating the electric mechanism / moving parts.
- Keep hands and feet clear of moving parts at all times.
- Each unit should be operated only by the person sitting on it.
- Only use the electronic mechanism to operate the unit. Do not attempt to open the footrest by pulling on it.
- Always leave the unit in an upright and closed position when not in use to avoid children and pets crawling into any open cavities and becoming trapped under moving parts.
- Always disconnect the electrical cord attached to the unit from power before cleaning or moving the unit or when not in use for an extended period.
- Ensure the unit is clear of walls, furniture and other obstructions that may interfere with a clear path for operation. Ensure that no objects are left under the unit to avoid interference with the internal mechanisms.
- Do not use the unit if it is wet, in water, or around water or any liquid. Keep liquids away from unit. If liquids are spilled on the unit, disconnect from power immediately and wait until the spill is completely dry before reconnecting to power. Do not handle the plug or electric controls with wet hands.
- This product is for indoor residential use only.
- Use only a slightly damp cloth to clean metal parts of the mechanism. Before cleaning ensure the furniture has been disconnected from its power source.
- Ensure electrical wires are free from obstruction and not twisted or trapped. If any wires are damaged, turn off power supply and call King Living Customer Care.
- Do not attempt to disassemble or service the internal mechanism, motor or other parts. No customer serviceable parts inside.

**KING LIVING
CUSTOMER CARE:**

AUSTRALIA:

T 1300 135 464
E service@kingliving.com.au
W kingliving.com.au

NEW ZEALAND:

T 0800 546 422
E service@kingliving.co.nz
W kingliving.co.nz

SINGAPORE:

T +65 6805 4198
E kingcare@kingliving.com.sg
W kingliving.com.sg

MALAYSIA:

T +603 7732 0272
E service@kingliving.my
W kingliving.my