

Promenade Storage Bed

KING[®]
L I V I N G



kingliving.com

Promenade Storage Bed

King


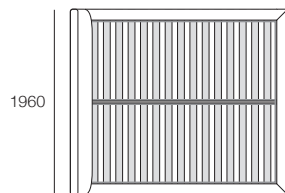

Bed Head and Base

Fabric – Stitching Detail

Top View (No Mattress)

Front View

Back View



Queen

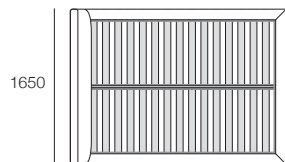

Bed Head and Base

Fabric – Stitching Detail

Top View (No Mattress)

Front View

Back View



Promenade Storage Bed

King

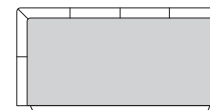
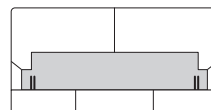
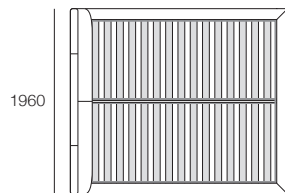
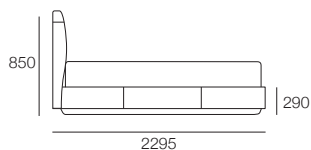
Bed Head and Base

Leather – Stitching Detail

Top View (No Mattress)

Front View

Back View



Queen

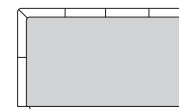
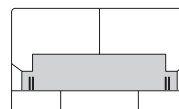
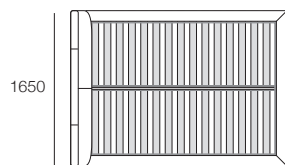
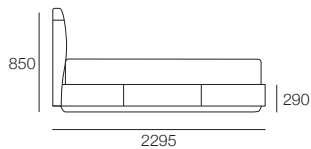
Bed Head and Base

Leather – Stitching Detail

Top View (No Mattress)

Front View

Back View



Promenade Storage Bed

Double

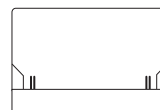
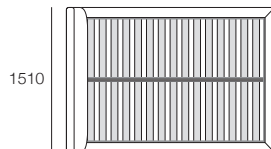

Bed Head and Base

Fabric – Stitching Detail

Top View (No Mattress)

Front View

Back View



King Single

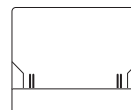
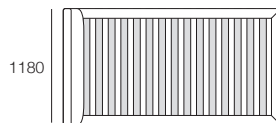
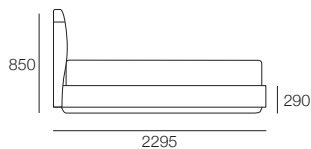
Bed Head and Base

Fabric – Stitching Detail

Top View (No Mattress)

Front View

Back View



Promenade Storage Bed

Double

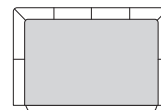
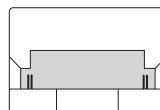
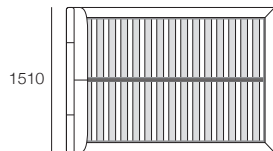
Bed Head and Base

Leather – Stitching Detail

Top View (No Mattress)

Front View

Back View



King Single

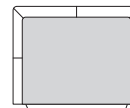
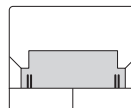
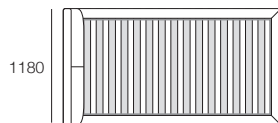
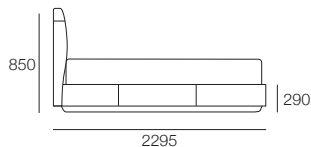
Bed Head and Base

Leather – Stitching Detail

Top View (No Mattress)

Front View

Back View



Promenade Storage Bed

Design Features



Storage

Upholstered base encloses a generous storage compartment.



Storage Access

Engineered Steel Frame opens easily to access storage.



Bed-making

Engineered Steel Frame lifts further into the bed-making position.

Mattress Weight Limits

If you're using an existing mattress, or one from another manufacturer/supplier, with your King Living bed, please adhere to the following mattress weight capacities:

Mattress Size	Maximum Recommended Mattress Weight
King Mattress	80kg
Queen Mattress	55kg
Double Mattress	50kg
King Single Mattress	45kg