

K I N G

K I N G

Nimbus V

DT2021170-V3

kingliving.com

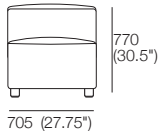
Nimbus V

General Components

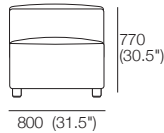
Recliner Modules

Front View shown without Arms

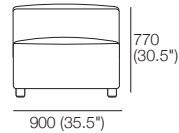
700R Module



800R Module

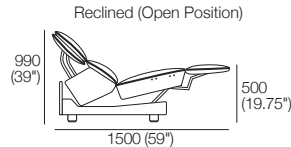
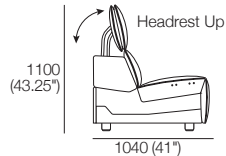
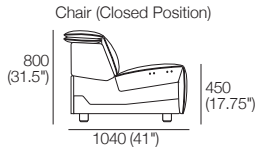


900R Module



Modules 700R | 800R | 900R

Side View shown without Arms



Legs

Leg (STD)

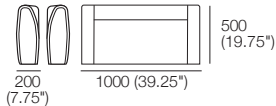


Leg-High



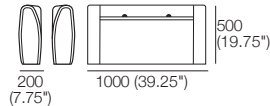
Arms Compact LH & RH

Front | Side View
Leather Detail



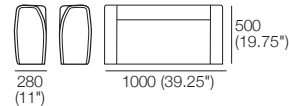
Arm Compact SMART LH & RH

For SMART Accessories: Lights | Tables
Front | Side View
Leather Detail



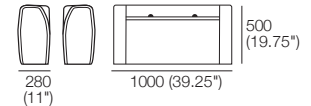
Arm Wide LH & RH

Front | Side View
Leather Detail



Arm Wide SMART LH & RH

For SMART Accessories: Lights | Tables
Front | Side View
Leather Detail



Effective February 2024, Nimbus V uses TouchGlide® Technology. The weight limit for the recliner mechanism used in Nimbus V is 130kg (286.5lb). The weight limit for Nimbus V footrest is 15kg (33lb). Maximum allowable subwoofer dimensions: Height: 415 (16.5") Width: 220 (8.75") Depth: 640 (25.25"). King Living has a policy of continuous improvement, changes to products and specifications may be made without prior notice. Images and drawings are representative of design only. Accessories not included.

IMPORTANT: ALWAYS FULLY RETRACT THE FOOTREST BEFORE SITTING IN OR GETTING OUT OF THE RECLINER. To avoid damage to your recliner, the reclining function should only be operated when you are seated in the recliner. Any open footrests, which have a 15kg (33lb) weight limit, must be closed before getting out of or into the seat. Sliding forward over the footrest to get out of the seat or getting into a fully reclined seat may cause damage to the mechanism of the recliner and can result in the sofa tipping forward in extreme cases. This built-in tipping point was specifically designed to preserve the integrity of the mechanism if too much pressure is placed on it and to avoid permanent damage. Damage caused by improper use of Recliners will not be covered under Warranty.

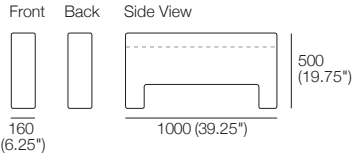
Nimbus V

Media Components

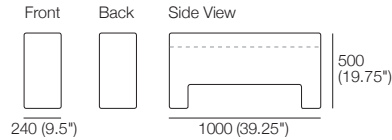
Media Consoles

For in between modules

Media Console Compact



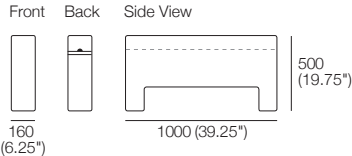
Media Console Wide



Media Console Compact SMART

SMART Pockets (rear)

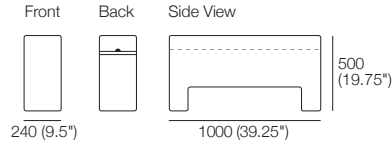
For SMART Accessories: Lights | Tables



Media Console Wide SMART

SMART Pockets (rear)

For SMART Accessories: Lights | Tables

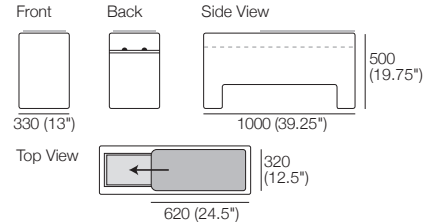


Media Console Storage XW SMART (Extra Wide)

SMART Pocket (rear) for SMART Accessories:

Brackets | Lights | Tables | Wireless Device Charging

Storage: **W**220 (8.75") x **L**832 (32.75") x **H**440 (17.25")

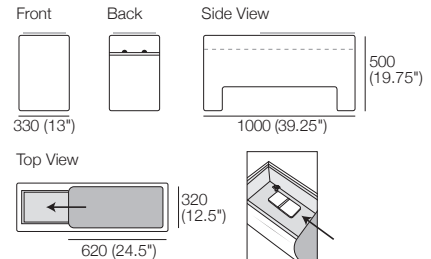


Media Console Storage XW SMART Charge (Extra Wide)

SMART Pocket (rear) for SMART Accessories:

Brackets | Lights | Tables | Wireless Device Charging

Storage: **W**220 (8.75") x **L**832 (32.75") x **H**440 (17.25")



Effective February 2024. Nimbus V uses TouchGlide® Technology. The weight limit for the recliner mechanism used in Nimbus V is 130kg (286.5lb). The weight limit for Nimbus V footrest is 15kg (33lb). Maximum allowable subwoofer dimensions: Height: 415 (16.5") Width: 220 (8.75") Depth: 640 (25.25"). King Living has a policy of continuous improvement, changes to products and specifications may be made without prior notice. Images and drawings are representative of design only. Accessories not included.

IMPORTANT: ALWAYS FULLY RETRACT THE FOOTREST BEFORE SITTING IN OR GETTING OUT OF THE RECLINER. To avoid damage to your recliner, the reclining function should only be operated when you are seated in the recliner. Any open footrests, which have a 15kg (33lb) weight limit, must be closed before getting out of or into the seat. Sliding forward over the footrest to get out of the seat or getting into a fully reclined seat may cause damage to the mechanism of the recliner and can result in the sofa tipping forward in extreme cases. This built-in tipping point was specifically designed to preserve the integrity of the mechanism if too much pressure is placed on it and to avoid permanent damage. Damage caused by improper use of Recliners will not be covered under Warranty.

Nimbus V

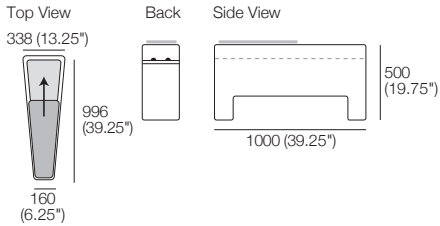
Media Components | Accessories

Media Consoles: Wedge

For in between modules

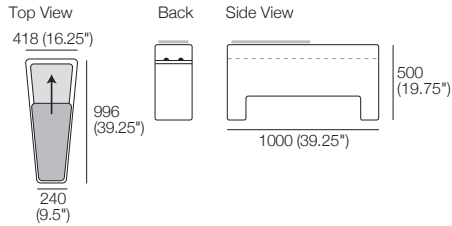
Media Console Wedge S Compact SMART

SMART Pocket (rear) for SMART Accessories:
Brackets | Lights | Tables | Wireless Device Charging
Storage: **W**220/50 (8.75"/2") x **L**832 (32.75") x **H**440 (17.25")



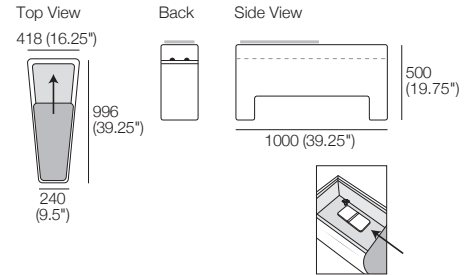
Media Console Wedge S Wide SMART

SMART Pocket (rear) for SMART Accessories:
Brackets | Lights | Tables | Wireless Device Charging
Storage: **W**300/130 (11.75"/5") x **L**832 (32.75") x **H**440 (17.25")



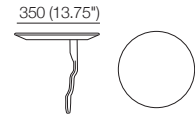
Media Console Wedge S Wide SMART Charge

SMART Pocket (rear) for SMART Accessories:
Brackets | Lights | Tables | Wireless Device Charging
Storage: **W**300/130 (11.75"/5") x **L**832 (32.75") x **H**440 (17.25")

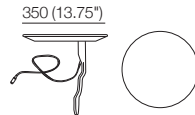


SMART Pocket Accessories

Table 350 Round



Charge Table 350 Round

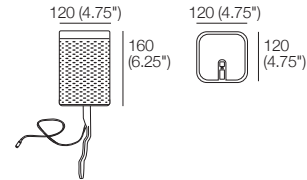


King Sofa Light LED



Sonos Bracket

Compatible with:
Sonos Play 1; Sonos One; Sonos One SL



Effective February 2024. Nimbus V uses TouchGlide® Technology. The weight limit for the recliner mechanism used in Nimbus V is 130kg (286.5lb). The weight limit for Nimbus V footrest is 15kg (33lb). Maximum allowable subwoofer dimensions: Height: 415 (16.5") Width: 220 (8.75") Depth: 640 (25.25"). King Living has a policy of continuous improvement, changes to products and specifications may be made without prior notice. Images and drawings are representative of design only. Accessories not included.

IMPORTANT: ALWAYS FULLY RETRACT THE FOOTREST BEFORE SITTING IN OR GETTING OUT OF THE RECLINER. To avoid damage to your recliner, the reclining function should only be operated when you are seated in the recliner. Any open footrests, which have a 15kg (33lb) weight limit, must be closed before getting out of or into the seat. Sliding forward over the footrest to get out of the seat or getting into a fully reclined seat may cause damage to the mechanism of the recliner and can result in the sofa tipping forward in extreme cases. This built-in tipping point was specifically designed to preserve the integrity of the mechanism if too much pressure is placed on it and to avoid permanent damage. Damage caused by improper use of Recliners will not be covered under Warranty.

Nimbus V

Packages: 3 Seaters

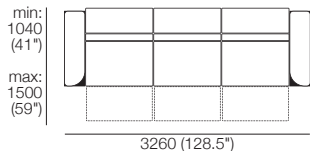
Packages

RW (Recliner + Wide Arms) | **RC** (Recliner + Compact Arms)

SMART (SMART Pockets™) | Modules Depth 1040–1500 (41–59")

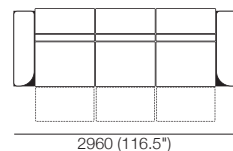
3 STR 900RW

3x 900R,
2x ArmWide



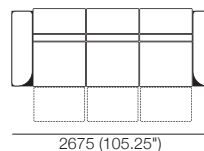
3 STR 800RW

3x 800R,
2x ArmWide



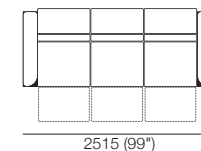
3 STR 700RW

3x 700R,
2x ArmWide



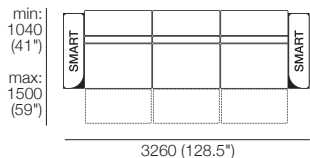
3 STR 700RC

3x 700R,
2x ArmCompact



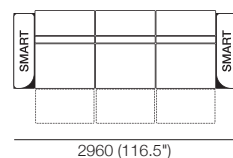
3 STR 900RW SMART

3x 900R,
2x ArmWide SMART



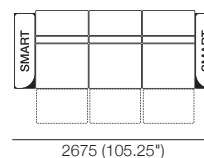
3 STR 800RW SMART

3x 800R,
2x ArmWide SMART



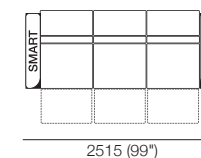
3 STR 700RW SMART

3x 700R,
2x ArmWide SMART



3 STR 700RC SMART

3x 700R,
2x ArmCompact SMART



Effective September 2024, Nimbus V uses TouchGlide® Technology. The weight limit for the recliner mechanism used in Nimbus V is 130kg (286.5lb). The weight limit for Nimbus V footrest is 15kg (33lb). Maximum allowable subwoofer dimensions: Height: 415 (16.5") Width: 220 (8.75") Depth: 640 (25.25"). King Living has a policy of continuous improvement, changes to products and specifications may be made without prior notice. Images and drawings are representative of design only. Accessories not included.

IMPORTANT: ALWAYS FULLY RETRACT THE FOOTREST BEFORE SITTING IN OR GETTING OUT OF THE RECLINER. To avoid damage to your recliner, the reclining function should only be operated when you are seated in the recliner. Any open footrests, which have a 15kg (33lb) weight limit, must be closed before getting out of or into the seat. Sliding forward over the footrest to get out of the seat or getting into a fully reclined seat may cause damage to the mechanism of the recliner and can result in the sofa tipping forward in extreme cases. This built-in tipping point was specifically designed to preserve the integrity of the mechanism if too much pressure is placed on it and to avoid permanent damage. Damage caused by improper use of Recliners will not be covered under Warranty.

Nimbus V

Packages: 2 Seaters | Armchairs

Packages

RW (Recliner + Wide Arms) | **RC** (Recliner + Compact Arms)

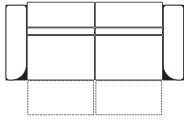
SMART (SMART Pockets™) | Modules Depth 1040–1500 (41–59")

2.5 STR 900RW

2x 900R,
2x ArmWide

min:
1040
(41")

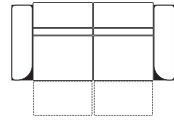
max:
1500
(59")



2360 (93")

2 STR 800RW

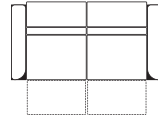
2x 800R,
2x ArmWide



2160 (85")

2 STR 800RC

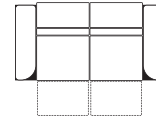
2x 800R,
2x ArmCompact



2000 (78.75")

2 STR 700RW

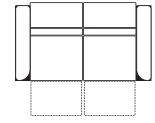
2x 700R,
2x ArmWide



1970 (77.5")

2 STR 700RC

2x 700R,
2x ArmCompact



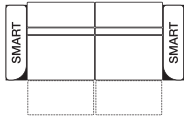
1810 (71.25")

2.5 STR 900RW SMART

2x 900R,
2x ArmWide SMART

min:
1040
(41")

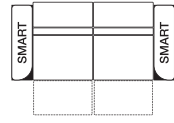
max:
1500
(59")



2360 (93")

2 STR 800RW SMART

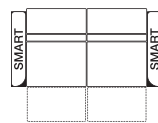
2x 800R,
2x ArmWide SMART



2160 (85")

2 STR 800RC SMART

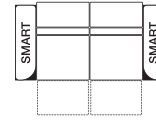
2x 800R,
2x ArmCompact SMART



2000 (78.75")

2 STR 700RW SMART

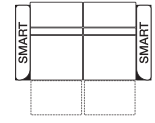
2x 700R,
2x ArmWide SMART



1970 (77.5")

2 STR 700RC SMART

2x 700R,
2x ArmCompact SMART



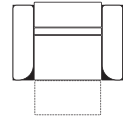
1810 (71.25")

Armchair 900RW

1x 900R,
2x ArmWide

min:
1040
(41")

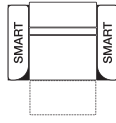
max:
1500
(59")



1460 (57.5")

Armchair 900RW SMART

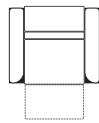
1x 900R,
2x ArmWide SMART



1460 (57.5")

Armchair 800RC

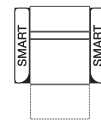
1x 800R,
2x ArmCompact



1200 (47.25")

Armchair 800RC SMART

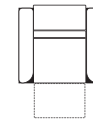
1x 800R,
2x ArmCompact SMART



1200 (47.25")

Armchair 700RC

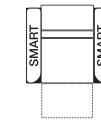
1x 700R,
2x ArmCompact



1105 (43.5")

Armchair 700RC SMART

1x 700R,
2x ArmCompact SMART



1105 (43.5")

Effective September 2024, Nimbus V uses TouchGlide® Technology. The weight limit for the recliner mechanism used in Nimbus V is 130kg (286.5lb). The weight limit for Nimbus V footrest is 15kg (33lb). Maximum allowable subwoofer dimensions: Height: 415 (16.5") Width: 220 (8.75") Depth: 640 (25.25"). King Living has a policy of continuous improvement, changes to products and specifications may be made without prior notice. Images and drawings are representative of design only. Accessories not included.

IMPORTANT: ALWAYS FULLY RETRACT THE FOOTREST BEFORE SITTING IN OR GETTING OUT OF THE RECLINER. To avoid damage to your recliner, the reclining function should only be operated when you are seated in the recliner. Any open footrests, which have a 15kg (33lb) weight limit, must be closed before getting out of or into the seat. Sliding forward over the footrest to get out of the seat or getting into a fully reclined seat may cause damage to the mechanism of the recliner and can result in the sofa tipping forward in extreme cases. This built-in tipping point was specifically designed to preserve the integrity of the mechanism if too much pressure is placed on it and to avoid permanent damage. Damage caused by improper use of Recliners will not be covered under Warranty.

Nimbus V

General Dimensions: Modules + Media Consoles

Modules + Media Consoles: MC or MC Wedge

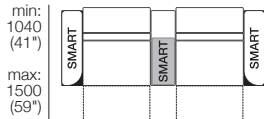
RW (Recliner + Wide Arms) | RC (Recliner + Compact Arms) | SMART (SMART Pockets™) | Charge (Wireless Device Charging)

XW (Extra Wide) | Configurations | Dimensions | Drawings with SMART components shown

2.5STR 900RW + Media
2x 900R, 2x ArmWide,
1x MC Storage XW SMART

2.5STR 900RW + Media SMART
2x 900R, 2x ArmWide SMART,
1x MC Storage XW SMART

2.5STR 900RW + Media SMART Charge
2x 900R, 2x ArmWide SMART,
1x MC Storage XW SMART Charge

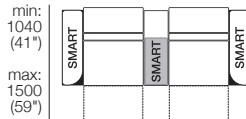


2690 (106")

2STR 800RW + Media
2x 800R, 2x ArmWide,
1x MC Storage XW SMART

2STR 800RW + Media SMART
2x 800R, 2x ArmWide SMART,
1x MC Storage XW SMART

2STR 800RW + Media SMART Charge
2x 800R, 2x ArmWide SMART,
1x MC Storage XW SMART Charge

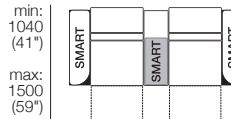


2490 (98")

2STR 700RW + Media Console
2x 700R, 2x ArmWide,
1x MC Storage XW SMART

2STR 700RW Media SMART
2x 700R, 2x ArmWide SMART,
1x Media Console Storage XW SMART

2STR 700RW Media SMART Charge
2x 700R, 2x ArmWide SMART,
1x MC Storage XW SMART Charge

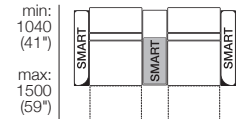


2300 (99.5")

2STR 700RC Media
2x 700R, 2x ArmCompact,
1x MC Storage XW SMART

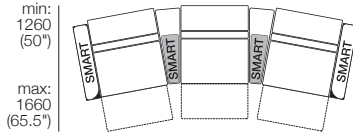
2STR 700RC Media SMART
2x 700R, 2x ArmCompact SMART,
1x Media Console Storage XW SMART

2STR 700RC Media SMART CHARGE
2x 700R, 2x ArmCompact SMART,
1x MC Storage XW SMART Charge



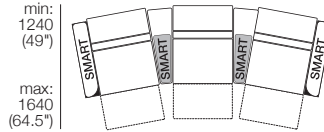
2140 (84.25")

3STR 900RC + MC Wedge Storage SMART
3x 900R, 2x ArmCompact SMART,
2x MC Wedge Storage Compact SMART




3760 (148")

3STR 800RC + MC Wedge Storage SMART
3x 800R, 2x ArmCompact SMART,
2x MC Wedge Storage Compact SMART



3460 (136.25")

3STR 700RC + MC Wedge Storage SMART
3x 700R, 2x ArmCompact SMART,
2x MC Wedge Storage Compact SMART



3170 (125")

Effective September 2024, Nimbus V uses TouchGlide® Technology. The weight limit for the recliner mechanism used in Nimbus V is 130kg (286.5lb). The weight limit for Nimbus V footrest is 15kg (33lb). Maximum allowable subwoofer dimensions: Height: 415 (16.5") Width: 220 (8.75") Depth: 640 (25.25"). King Living has a policy of continuous improvement, changes to products and specifications may be made without prior notice. Images and drawings are representative of design only. Accessories not included.

IMPORTANT: ALWAYS FULLY RETRACT THE FOOTREST BEFORE SITTING IN OR GETTING OUT OF THE RECLINER. To avoid damage to your recliner, the reclining function should only be operated when you are seated in the recliner. Any open footrests, which have a 15kg (33lb) weight limit, must be closed before getting out of or into the seat. Sliding forward over the footrest to get out of the seat or getting into a fully reclined seat may cause damage to the mechanism of the recliner and can result in the sofa tipping forward in extreme cases. This built-in tipping point was specifically designed to preserve the integrity of the mechanism if too much pressure is placed on it and to avoid permanent damage. Damage caused by improper use of Recliners will not be covered under Warranty.

Nimbus V

General Dimensions: Modules + Media Consoles

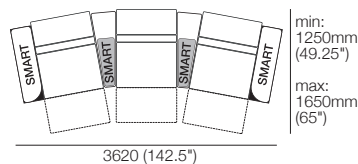
Modules + Media Consoles: MC or MC Wedge

RW (Recliner + Wide Arms) | **RC** (Recliner + Compact Arms) | **SMART** (SMART Pockets™) | **Charge** (Wireless Device Charging)

XW (Extra Wide) | Configurations | Dimensions | Drawings with SMART components shown

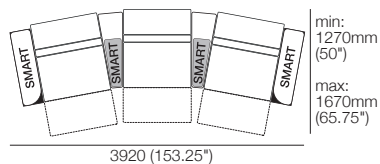
3STR 800RW:

3x 800R Modules, 2x Wide Arms,
2x MC Wedge Storage Compact SMART



3STR 900RW:

3x 900R Modules, 2x Wide Arms,
2x MC Wedge Storage Compact SMART



Effective September 2024, Nimbus V uses TouchGlide® Technology. The weight limit for the recliner mechanism used in Nimbus V is 130kg (286.5lb). The weight limit for Nimbus V footrest is 15kg (33lb). Maximum allowable subwoofer dimensions: Height: 415 (16.5") Width: 220 (8.75") Depth: 640 (25.25"). King Living has a policy of continuous improvement, changes to products and specifications may be made without prior notice. Images and drawings are representative of design only. Accessories not included.

IMPORTANT: ALWAYS FULLY RETRACT THE FOOTREST BEFORE SITTING IN OR GETTING OUT OF THE RECLINER. To avoid damage to your recliner, the reclining function should only be operated when you are seated in the recliner. Any open footrests, which have a 15kg (33lb) weight limit, must be closed before getting out of or into the seat. Sliding forward over the footrest to get out of the seat or getting into a fully reclined seat may cause damage to the mechanism of the recliner and can result in the sofa tipping forward in extreme cases. This built-in tipping point was specifically designed to preserve the integrity of the mechanism if too much pressure is placed on it and to avoid permanent damage. Damage caused by improper use of Recliners will not be covered under Warranty.