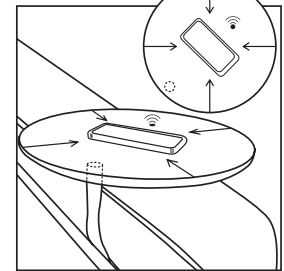
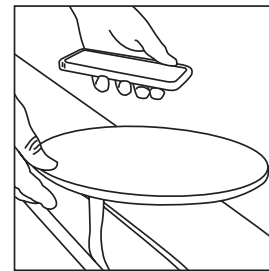
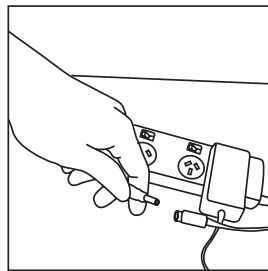
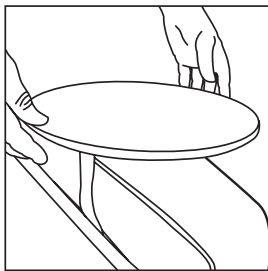
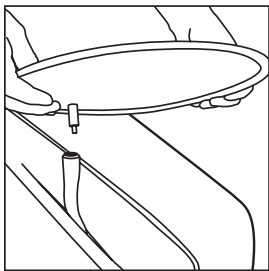
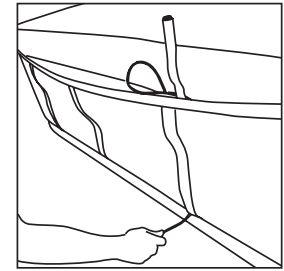
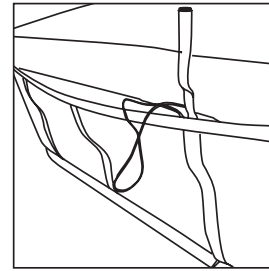
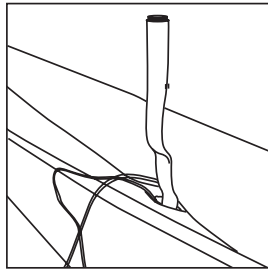
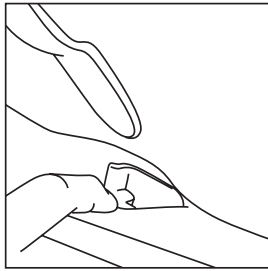
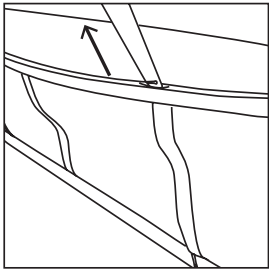
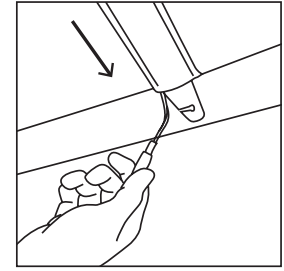
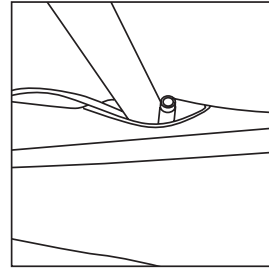
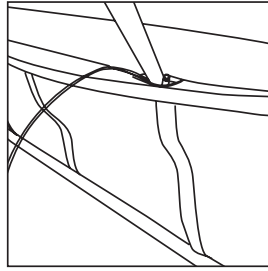
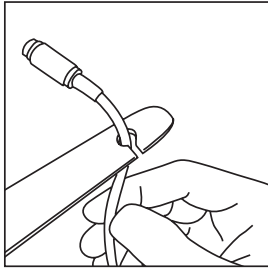
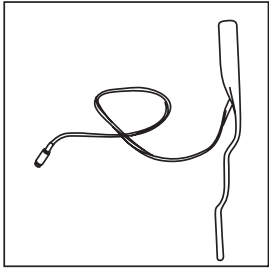


Charging Table Instructions



kingliving.com

Charging Table Instructions



Frequently Asked Questions

How do I know if my device has wireless charging capabilities?

- The King Living Wireless Charging Table is compatible with all Qi enabled devices. Refer to the device's product information booklet, or visit the manufacturer's website for more details on your particular device. Other devices with Qi enabled accessories (where available) may also be compatible with this product.
Please note: only selected new devices are compatible with wireless charging.

What should I do if the device doesn't have wireless charging capabilities?

- If the device does not have wireless charging capabilities then you may still be able to charge by using a Wireless Charging Receiver connected to the device. Refer to the device's handset guide, the manufacturer's website or nearest retailer for more information on the compatibility of Wireless Charging Receivers with your particular device.
- When using a Wireless Charging Receiver, ensure that it has been either inserted correctly into the device's port or installed correctly. The device will not charge if the Wireless Charging Receiver has been inserted or installed incorrectly.
- Check that the device's port is clean. If there is dust or lint inside the port this may restrict connection. The port may require cleaning to restore functionality. Refer to the handset's guide or nearest retailer for cleaning advice or service.

What should I do if the device doesn't start charging when placed on the King Living Wireless Charging Table?

- Check that the 'Pin' on the underside of the table is fully inserted into the King Living Wireless Charging Table's Bracket.
- Check that the Power Cable (attached to the King Living Wireless Charging Table's Bracket) is connected to the AC Power Adaptor.
- Check that AC Power Adaptor is connected to a live (switched on) Power Source.
- Check that the device is positioned correctly in the centre of the King Living Wireless Charging Table. If the device is not centred, the wireless charger may not be activated.
- When using an iPhone 5 or later model iPhone with a Wireless Charging Receiver, ensure that the connector's electrical contacts are facing the rear of the phone. If they aren't, the connector may need to be taken out and plugged back in correctly.

Frequently Asked Questions Cont.

iPhones: Why does my iPhone show an error message?

Error Message: "This cable or accessory is not certified and may not work reliably with this iPhone"

Error Message: "This accessory may not be supported"

- You may get an error message if the connector on the Wireless Charging Receiver is NOT inserted correctly. When using an iPhone 5 or later model iPhone with a Wireless Charging Receiver, ensure that the connector's electrical contacts are facing the rear of the phone. If they aren't, the connector may need to be taken out and plugged back in correctly.
- You may get an error message when charging has paused. When the device reaches 100% charge, charging is paused to minimise power consumption & reduce heat transfer to the device. Disconnect the Wireless Charging Receiver and the error message will disappear.

If the device is switched off, am I still able to charge it?

- Yes. Compatible wireless charging devices will either charge while switched off or the device will switch on automatically to begin charging.

Is it normal for the device to heat up while charging?

- It is normal for a device to heat up slightly whilst charging, whether it is being charged wirelessly or being charged with a USB cable connected to a live power source.

Why does the King Living Wireless Charging Table stop charging when the device reaches 100% charge?

- When the device reaches 100% charge, charging is paused until the device requires further charging. This is a normal function of the King Living Wireless Charging Table. The King Living Wireless Charging Table is designed to minimise power consumption & reduce heat transfer to the device.

Frequently Asked Questions Cont.

What is the average charging time?

- Charging time may vary based on the device's battery capacity, charge level, the age of the battery and the temperature in the surrounding area.

Am I able to charge multiple devices at the same time on the King Living Wireless Charging Table?

- The King Living Wireless Charging Table is designed to charge one device at a time.
- If you need to charge additional devices at the same time, you'll need to charge the additional devices with a suitable USB cable connected to a live power source as per usual.
- Do not place additional items or devices on top of the King Living Wireless Charging Table whilst charging a device on the King Living Wireless Charging Table.

WARNING

King Living wireless charging table wirelessly charges Qi enabled compatible phones / devices. It is not compatible with all phones / devices. Specific charging accessories, including wireless charging receivers, may be required for some phones / devices to enable charging to occur. King Living does not provide wireless charging receivers or any other charging accessories for non-compatible phones / devices and the user will need to obtain a charging accessory to enable charging from another provided. King Living will not be responsible for any loss or damage caused to a device:

- If it is not compatible with the King Living Wireless Charging Table (Except where specific compatibility is advised by King Living).
- If it is not charged in accordance with the charging instructions provided.
- If it is left unattended on the King Living Charging Table.
- If loss or damage is caused by a charge accessory, including any wireless charging receivers.

KING[®]
L I V I N G